


Kor-N-Seal® I

106/406 Series Pipe-to-Manhole Connector



- *Most widely used flexible connector in sanitary sewer applications throughout the world*
- *Easy-to-Install*
- *Meets the specifications of ASTM C923*




Patented Waveband technology creates a more effective seal by concentrating the compressive force of the expansion band. The rubber is “captured” between the band and the concrete.

Kor-N-Seal I

106/406 Series Pipe-to-Manhole Connector

Wedge Style Connectors EX Series Plastic or Stainless Steel

Installation requires a 1/2" socket wrench & preset torque limiter.



PIPE O.D. RANGE	MODEL NUMBER	NOMINAL HOLE SIZE
1.50 - 4.80	S106-7MW	7"
3.50 - 4.50	S106-7W	7"
4.20 - 6.40	S106-8SRW	8"
1.50 - 4.80	S106-8MW	8"
5.10 - 5.90	S106-8W	8"
6.00 - 6.75	S406-10AW	10"
7.50 - 8.20	S406-10W	10"
6.00 - 6.75	S406-10.5AW	10½"
7.50 - 8.70	S406-10.5W	10½"
6.00 - 7.00	S406-11BW	11"
7.50 - 9.00	S406-11AW	11"
3.50 - 6.90	S106-12M	12"
6.00 - 7.00	S406-12CW	12"
6.25 - 7.50	S406-12BW	12"
7.50 - 9.00	S406-12AW	12"
9.00 - 10.20	S406-12W	12"
5.75 - 7.00	S106-12BW	12"
7.00 - 8.50	S106-12AW	12"
8.25 - 9.75	S106-12W	12"
9.50 - 11.25	S106-14AW	14"
9.50 - 11.25	S106-16BW	16"
11.25 - 13.00	S106-16AW	16"
13.00 - 14.20	S106-16W	16"
14.00 - 15.50	S106-20BWS	20"
15.50 - 17.00	S106-20AWS	20"
17.00 - 18.15	S106-20WS	20"

Refer to Recommended Installation Instructions.

Toggle Style Connectors (Jack-In Style)

Installation requires a hydraulic jack assembly



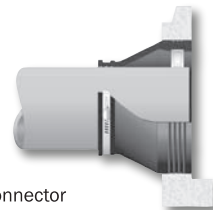
PIPE O.D. RANGE	MODEL NUMBER	NOMINAL HOLE SIZE
1.50 - 4.80	S106-7MT	7"
3.50 - 4.50	S106-7T	7"
4.20 - 6.40	S106-8SRT	8"
1.50 - 4.80	S106-8MT	8"
5.10 - 5.90	S106-8T	8"
6.00 - 6.75	S406-10AT	10"
7.50 - 8.40	S406-10T	10"
6.00 - 6.75	S406-10.5AT	10½"
7.50 - 8.90	S406-10.5T	10½"
6.00 - 7.00	S406-11BT	11"
7.50 - 9.00	S406-11AT	11"
3.50 - 6.90	S106-12MT	12"
6.00 - 7.00	S406-12CT	12"
6.25 - 7.50	S406-12BT	12"
7.50 - 9.00	S406-12AT	12"
9.00 - 10.50	S406-12T	12"
5.75 - 7.00	S106-12BT	12"
7.00 - 8.50	S106-12AT	12"
8.25 - 9.75	S106-12T	12"
9.50 - 11.25	S106-14AT	14"
9.50 - 11.25	S106-16BT	16"
11.25 - 13.00	S106-16AT	16"
13.00 - 14.50	S106-16T	16"

Refer to Recommended Installation Instructions.

To Install 7" & 8" Toggle Style Connectors:
Expander Assembly (p/n 90225)
8" Extension (p/n 13808)

Ordering Information

Kor-N-Seal I:
106/406 Series
Pipe-to-Manhole Connector



The 106 Series connector is 8 inches long, the 406 Series connector is 6 inches long. The number following the hyphen in our model numbers is the required hole size. The S106-20 Series is available in Stainless Steel Wedge only.

Recommended Torque Values:

Connectors with 8" hole size and smaller:

Steel Wedge - 1/2" Socket Wrench - 8 ft. lbs.

Connectors with 10 - 20" hole sizes:

EX Series - 1/2" Socket Wrench - 12 - 20 ft. lbs.
Steel Wedge - 1/2" Socket Wrench - 12 ft. lbs.

Preset torque limiters are available.
Contact Customer Service at
1-800-626-2180 for more information.

For larger pipe sizes refer to Kor-N-Seal II Series Connectors

206 Series - For pipe sizes 15" - 51" in diameter.

306 Series - To fit larger pipe into smaller diameter manholes.

506 Series - Designed specifically for stormwater applications.

Using Corrugated Pipe

Adapters are required when using Corrugated Pipe. Refer to the Corrugated Pipe Adapter Data Sheet for details.

Covered under U.S. Patent No. 5,738,359



Trelleborg Pipe Seals Milford, Inc.
P.O. Box 301, 250 Elm Street, Milford, New Hampshire 03055 U.S.A.
Tel: 800-626-2180 603-673-8680 Fax: 603-673-7271 www.trelleborg.com/npc